



MADE IN NORTH AMERICA

Parts Catalog 2015

**no
spill**
SYSTEMS

Fluid Draining Technology

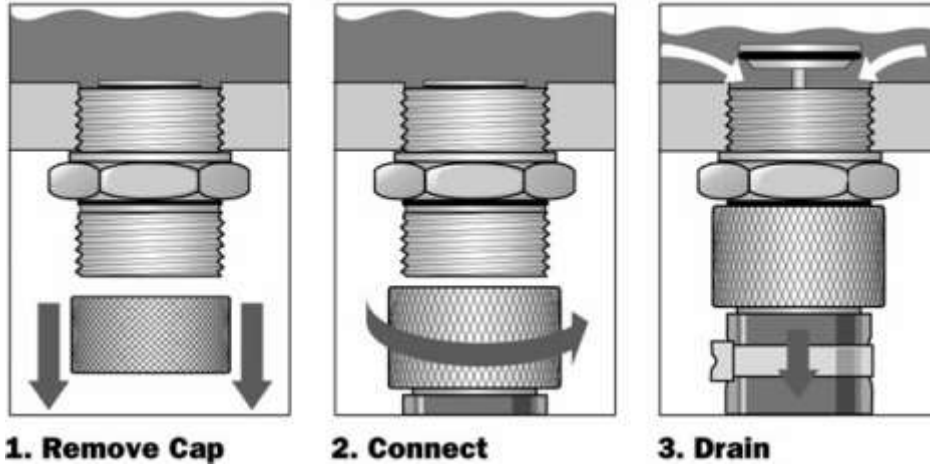
Call Toll Free at 1-888-466-7745

www.nospillsystems.com

How Does No-Spill® Systems Work?

Some Frequently Asked Questions About No-Spill® Systems

Fluid Draining as Easy as 1 - 2 - 3



How does the drain plug work?

No-Spill® Systems patented draining design has a stainless steel, spring-loaded valve inside the drain plug. This valve remains closed until No-Spill® Systems patented drainer is attached to the drain plug. Once the drainer seals itself, the valve opens and the oil begins to drain through the hose.

Do I need a drainer for every vehicle?

No. The drainers are designed to fit all of the plugs within a series (i.e. one Large Straight Drainer fits all large bottom plugs in the Standard series).

What series is correct for me?

The series depends on the application, and style of draining. Standard plugs are common where clearance is not an issue. Compact plugs are used where clearance is a concern. Speed Click® plugs are very popular with all sizes of fleets.

Does any oil get left in the pan?

No. No-Spill® Systems plugs are designed to sit flush with the pan. Therefore, all of the oil is drained quickly and easily.

Can I drain the oil hot?

Absolutely. This is one of the main advantages of using No-Spill® Systems.

Can I use a suction system?

All 3 No-Spill® Systems designs can drain by gravity or suction. Simply connect your suction system to one of our drainers and non-return valves.

What if I can't find a size?

No-Spill® Systems makes over 500 combinations of thread sizes and patterns. Please call us with your application, and we will find the size for you.

Is there a minimum order amount?

No. No-Spill® Systems customers and dealers can order as few or as many plugs as are required.

What are the shipping terms?

Product is shipped FOB Origin. UPS Ground is the most common shipping method.

How many of these drain plugs are in use?

There are over 1,000,000 in use in North America.

What are the plugs made of?

The plugs are machined from solid brass bar stock.

What is the warranty for the drain plugs?

No-Spill® Systems plugs are guaranteed for life for workmanship and materials. See page 20 for warranty information.

Do I need to buy a dust cap with my drain plug?

No. No-Spill® Systems drain plugs come with a dust cap. Replacement dust caps and dust caps with chains are available for a fee.

APPLICATION LIST - Heavy Duty & Industrial

Manufacturer	Model #	Size	Standard Design #	Compact Design #	Speed Click® Design #	Drainer Required
Allis Chalmers	231, 320, 426	M16x1.5mm LB T10	10-16150-02	15-16150-02	12-16150-02	Straight, 45
Allis Chalmers	301 (2900 Series)	1 1/16-12UNF LB T12	20-26912-01	25-26912-01	22-26912-01	Straight, 45
Allis Chalmers	426T (3500 Series)	3/4-14 NPT LB T12	40-26814-01	45-26814-01	42-26814-01	Straight, 45
Allison	VR731, AT545, MT640/3, MT650/3	1/2-20 UNF LB T10	20-12720-03	25-12720-01	22-12720-03*	Straight
Allison	B300, B400, B500 (World Trans.), MD3560P, 4000 Series, Hybrid EP40, 3000	3/4-16UNF SB T15	20-19016-03	25-19016-03	NA	Straight
Allison	6061	3/4-14 NPT LB T12	40-26814-01	45-26814-01	42-26814-01	Straight, 45
Allison	MT654, HT755DR, some HT740	1-11.5 NPT LB T12	40-334115-01	45-334115-01	42-334115-01	Straight, 45
Allison	HT740RS	7/8-14 UNF LB T10	20-22214-02	25-22214-02*	22-22214-02*	Straight, 45
Allison	1000, 2000, 2500	M12x1.75mm LB T10	10-12175-02	15-12175-01	12-12175-03*	Straight, 45
Briggs & Stratton	Small Engine w/ 3/8	3/8-18NPT LB T10	40-17218-02	Call*	Call*	Straight, 45
Briggs & Stratton	Large Engine w/ 1/2	1/2-14NPT LB T12	40-21514-02	45-21514-02	42-21514-02	Straight, 45
Case Tractor	504 CID (Older Tractors)	7/8-18UNF LB T10	20-22218-02	25-22218-02*	22-22218-02*	Straight
CASE - IH	305, 359, 504.5, 505 CID, Magnum Series, 5120-9240 Tractors, w/ Cummins 5.9, 8.3L	M18x1.5mm LB T14	10-18150-06	15-18150-04	12-18150-06	Straight, 45
CASE - IH	9250-9280, 9350-9390	1-18UNS LB T12	50-25418-01	55-25418-01	52-25418-01	Straight, 45
CASE - IH	With Scania Engine	M24x2.0mm LB T12	10-24200-02	Call*	12-24200-02*	Straight, 45
CASE - IH	With IVECO Engine, P85, 6.7L	M22x1.5mm LB T10 8/4	10-22150-11	15-22150-06	12-22150-06	Straight, 45, 90
CASE - IH	STX Tractors with Cummins QSX	M27x2.0mm LB T12	10-27200-02	15-27200-02	12-27200-02	Straight, 45, 90
CAT	3054, 3056, 3204, 3208, 4.4L	3/4-16UNF LB T10	20-19016-04	25-19016-04	22-19016-04*	90, Straight, 45
CAT	3116, 3126, 3126B, C7, C9, C4 (when plug is on the side)	3/4-16UNF LB T15	20-19016-05	25-19016-05	22-19016-05	90, 45, Straight
CAT	3116, 3126, C7, C9 (when plug is on the bottom)	M18x1.5mm LB T14	10-18150-06	15-18150-04	12-18150-06	Straight, 45
CAT	3176, 3412, 3406, 3408, C10, C11, C12, C13, C15, C16, Some 3306, C18, C30	1 1/8-12UNF LB T15	20-28512-01	25-28512-02	22-28512-01	90, 45, Straight
CAT ACERT	C27, (Pass. Rear, Driver Front)	1 1/8-12UNF LB T15	20-28512-01	25-28512-02	22-28512-01	90, 45, Straight
CAT ACERT	C27, (Driver, Rear, Pass. Front)	1 5/16-12UNF LB T12	20-33312-02	25-33312-01*	22-33312-02	90, 45, Straight
CAT	3304, 3306 (Some), 3508	1 1/2-12UNF LB T12	20-38112-01	Call*	22-38112-01*	90, 45, Straight
CAT	All CATs with Tapered Pipe Plug	1-11.5NPT LB T12	40-334115-01	45-334115-01	42-334115-01	90, 45, Straight
CAT	3024C, C22	M16x1.5mm LB T10	10-16150-02	15-16150-02	12-16150-02	90, 45, Straight
CAT	CT11-15	M27x2.0mm LB T12	10-27200-01	15-27200-01	12-27200-01	90, 45, Straight
Chevy (GM)	Duramax Diesel	M14x1.5mm LB T10	10-14150-03	15-14150-01	12-14150-03	Straight, 45

Manufacturer	Model #	Size	Standard Design #	Compact Design #	Speed Click® Design #	Drainer Required
Continental	Models from 41AL000200	3/4-16UNF LB T10	20-19016-04	25-19016-04	22-19016-04*	Straight, 45
Continental	Engines from W4B00109	7/8-18UNF LB T10	20-22218-02	25-22218-02*	22-22218-02*	Straight, 45
Cummins	QSK23	M28x1.5mm LB T12	Call	Call	Call	
Cummins	ISX, QSX, Sig. 600, QST30, N15	M27x2.0mmLBOR Style	10-27200-02	15-27200-01	12-27200-02	Straight, 45
Cummins	ISM, QSM, L10, M11, N14, 444, 855, QSK50, NTC, NT, NH, 350NT	1-18UNS LB T12	50-25418-01	55-25418-01	52-25418-01	90, 45, Straight
Cummins	ISB, ISC, ISL, 6B, 6C (Most), QSL, ISLG, ISQ, B&C Series	M18x1.5mm LB T14	10-18150-06	15-18150-04	12-18150-06	Straight, 45, 90
Cummins	ISB, ISC, ISL, 6B, 6C (Rare), QSL, Hybrid	M22x1.5mm LB T10 8/4	10-22150-11	15-22150-06	12-22150-06	Straight, 45, 90
Cummins	4BT3.9, 6BT5.9, 8.3L, QSC, 355	M18x1.5mm LB T14	10-18150-06	15-18150-04	12-18150-06	Straight, 45, 90
Cummins	VT504, 555, 378V6, QSK, V378C	3/4-16UNF LB T10	20-19016-04	25-19016-04	22-19016-04*	Straight, 45, 90
Cummins	Dodge 5.9L Diesel (pre '95)	M18x1.5mm LB T14	10-18150-06	15-18150-04	12-18150-06	Straight, 45, 90
Cummins	Dodge 5.9L Diesel ('95-'02)	M22x1.5mm LB T17	10-22150-10	15-22150-09	N/A	Straight, 45, 90
Cummins	Dodge 5.9L Diesel ('03-'06)	M18x1.5mm LB T14	10-18150-06	15-18150-04	12-18150-06	Straight, 45, 90
Cummins	6.7L Diesel (in Dodge), QSB (Bottom)	M18x1.5mm LB T14	10-18150-06	15-18150-04	12-18150-06	Straight, 45, 90
Cummins	6.7L Diesel (Other), 3.3L, 4.5L, QSB (Side)	M22x1.5mm LB T10 8/4	10-22150-11	15-22150-06	12-22150-06	Straight, 45, 90
Cummins	KT1150, QSKT19	1 1/16-12UNF LB T15	20-26912-01	25-26912-01	22-26912-01	Straight, 45, 90
Cummins	QSK60, QSK45	M42x2.0mm LB T12	10-42200-01	Call	Call	Straight, 45, 90
Cummins	A2000, A2300	M14x1.5mm LB T10	10-14150-03	15-14150-01	12-14150-03	Straight, 45, 90
Detroit Diesel	352, 353, 453, 652, 853, Series 50, Series 60	3/4-14NPT LB T15	40-26814-01	45-26814-01	42-26814-03	Straight, 45, 90
Detroit Diesel	6V92, 6V71, 8V92, 8V71, 471T	1/2-14NPT LB T12	40-21514-02	45-21514-02	42-21514-02	Straight, 45, 90
Detroit Diesel	DD13/DD15/DD16	M27x2.0mm LB T12	10-27200-01	15-27200-01	12-27200-01	Straight, 45
Detroit Diesel	Series 40	M25x1.5mm LB T15	10-25150-03	15-25150-03	12-25150-03	Straight, 45, 90
Detroit Diesel	2000, 4000 Series (Some) V8&12	M27x2.0mm LB T12	10-27200-01	15-27200-01	12-27200-01	Straight, 45, 90
Detroit Diesel	2000, 4000 Series (Some) V8&12	3/4-14NPT LB T15	40-26814-01	45-26814-01	42-26814-01	Straight, 45, 90
Deutz	FM 1008	M12x1.5mm LB T10	10-12150-02*	15-12150-01*	12-12150-02*	Straight, 45, 90
Deutz	F3L913, F4L913, F6L913, F8L413	M30x1.5mm LB T10	10-30150-01	Call*	12-30150-01	Straight, 45, 90
Deutz	F3L1011F, F4L1011F, 2011, TCD 2012	M18x1.5mm LB T14	10-18150-06	15-18150-04	12-18150-06	Straight, 45, 90
Deutz	F5L912, F6L912, F3L912	M22x1.5mm LB T10 8/4	10-22150-11	15-22150-06	12-22150-06	Straight, 45, 90
Deutz	W1140, W1450	M16x1.5mm LB T10	10-16150-02	15-16150-02	12-16150-02	Straight, 45, 90
Dodge	5.2L, 5.9L (gas) 8.1L, 3.9L, 8.3L ('04+)	1/2-20UNF LB T10	20-12720-03	25-12720-01	22-12720-03*	Straight, 45, 90
Dodge	2.4L, 2.7L, 3.0L 3.2L, 3.3L, 3.5L, 3.8L, 4.7L, HEMI, 5.7L, 6.1L, 3.0L Diesel Fiat	M14x1.5mm LB T10	10-14150-03	15-14150-01	12-14150-03	Straight, 45

Drainers & Accessories Start on Page 14

* Allow 4 Weeks for Delivery

APPLICATION LIST - Heavy Duty & Industrial

Manufacturer	Model #	Size	Standard Design #	Compact Design #	Speed Click® Design #	Drainer Required
Fiat (IVECO)	Z110, Z120TA, Z220, Z220T, Z230T, Z2340T, Z450T	M22x1.5mm LB T10 8/4	10-22150-11	15-22150-06	12-22150-06	Straight, 45, 90
Ford (Industrial)	3 Cylinder (Old), 4-172G Forklift, 6.6L, 7.8L, 8.2L	3/4-16UNF LB T10	20-19016-04	25-19016-05	22-19016-04*	Straight, 45, 90
Ford (Agriculture)	Tractors with Ford Engines	3/4-16UNF LB T10	20-19016-04	25-19016-05	22-19016-04*	Straight, 45, 90
Ford	7.3L, 6.0L, 6.4L Powerstroke	M14x1.25mm LB T10	10-14125-03	15-14125-01	12-14125-03	Straight, 45, 90
Ford (Passenger)	Most Gas from '90 on, 6.7L Diesel	M14x1.5mm LB T10	10-14150-03	15-14150-01	12-14150-03	Straight, 45
Ford (Passenger)	Old Diesel and Old Gas	1/2-20UNF LB T10	20-12720-03	25-12720-01	22-12720-03*	Straight, 45, 90
Genesis		3/4-16UNF LB T10	20-19016-04	25-19016-04	22-19016-04*	Straight, 45, 90
Hatz	2L31C	M18x1.5mm LB T14	10-18150-06	15-18150-04	12-18150-06	Straight, 45, 90
Henchell	Most	M30x1.5mm LB T10	10-30150-01	Call*	12-30150-01	Straight, 45, 90
Hino	DS50, EL100, EM100, EP100, E13C	M30x1.5mm LB T10	10-30150-01	Call*	12-30150-01	Straight, 45, 90
Hino	H06C, H07C, W04C, EC100	M22x1.5mm LB T10 8/4	10-22150-11	15-22150-06	12-22150-06	Straight, 45, 90
Hino	F21C, F20C, F17D, K13C, J05C, J08C, S05D, W04D, J08E	M18x1.5mm LB T14	10-18150-06	15-18150-04	12-18150-06	Straight, 45, 90
Honda (Industrial)	Most Engines	M12x1.5mm LB T10	10-12150-02*	15-12150-01*	12-12150-02*	Straight, 45, 90
Honda (Auto)	From 1984 On	M14x1.5mm LB T10	10-14150-03	15-14150-01	12-14150-03	Straight, 45
International	152, 187, 304, 345, 392, 360, 404, 420 (6.9L), 7.3L (pre 95), 414	1/2-20UNF LB T10	20-12720-03	25-12720-01	22-12720-03*	Straight, 45, 90
International	461, 462, 478, 466 (pre 95), 537, 549, 550, 551 (pre 95), 986, 1086, 1486, 1466, D150, D170, D190, DT 366 (pre 95), DT466 (pre 95)	7/8-18UNF LB T10	20-22218-02	25-22218-02*	22-22218-02*	Straight, 45, 90
International	VT275, VT365, T444E, MaxxForce 5	M14x1.25mm LB T10	10-14125-03	15-14125-01	12-14125-03	Straight, 45, 90
International	DT360 ('94 & on), DT408, DT530, DT466 ('94 - '04), DT570 (pre 05), HT530, HT570, Maxxforce GT	M25x1.5mm LB T15	10-25150-03	15-25150-03	12-25150-03	Straight, 45, 90
International	DT466 ('05 & on), DT570 ('05- & on), Maxxforce LT, Maxxforce DT, Maxxforce 9 & 10	M18x1.5mm LB T14	10-18150-06	15-18150-04	12-18150-06	Straight, 45, 90
International	Maxxforce 7	M14x1.5mm LB T10	10-14150-03	15-14150-01	12-14150-03	Straight, 45, 90
International	Maxxforce 11 (all), 13(all), and 15 (pre '12)	M27x2.0mm LB T12	10-27200-01	15-27200-01	12-27200-01	Straight, 45, 90
International	Maxxforce 15 w/Cat engine('12+)	1 1/8-12UNF LB T15	20-28512-01	25-28512-01	22-28512-01	Straight, 45, 90



Heavy Duty & Industrial—APPLICATION LIST

Manufacturer	Model #	Size	Standard Design #	Compact Design #	Speed Click® Design #	Drainer Required
Isuzu	6QA1&2, 6SA1&2, 6RA1, 6RB1, 6BF1, 8PA1, 8PB1, 8PC1, DA220, DA640, 12PB1 10PA1, 10PB2, 0PC1,10PE1, 12PC1, E120, 4L2X DH10H, 4HK1,4J1, 6SD1, Tier3	M24x2.0mm LB T10	10-24200-02	Call*	12-24200-02*	Straight, 45, 90
Isuzu	3LB1, 3LD1, 4BD1&2, 4BC2, Tier2, 4BC1, 4BG1, 4HE1, 4JC1, 4JC2,4JG2,BA1,6BB1,6BD1T,6BG 1,6BF1,B Series, HE1, 6HF1, 6HK1, 6WA1	M20x1.5mm LB T10	10-20150-02	15-20150-02	12-20150-02	Straight, 45, 90
Isuzu	6WG1, G161, C240, 4LE1, 4HK1	M20x1.5mm LB T10	10-20150-02	15-20150-02	12-20150-02	Straight, 45, 90
Isuzu	4BE1, 4BG2, 4JA1, 4JB1, 4ZC1, C223, C200	M14x1.5mm LB T10	10-14150-03	15-14150-01	12-14150-03	Straight, 45, 90
John Deere	JD Part # T20098	7/8-20UNF LB T10	20-22220-02	Call*	Call*	Straight, 45, 90
John Deere	JD Part # R26727	1-14UNF LB T12	20-25414-01	25-25414-01*	22-25414-01	Straight, 45, 90
John Deere	JD Part # T111565	M16x1.5mm LB T10	10-16150-02	15-16150-02	12-16150-02	Straight, 45, 90
John Deere	JD Part # M1746T	7/8-14UNF LB T10	20-22214-02	25-22214-02*	22-22214-02*	Straight, 45, 90
John Deere	JD Part # R27175	1 1/16-12UNF LB T15	20-26912-01	25-26912-01	22-26912-01	Straight, 45, 90
John Deere	JD Part # RE507950	M22x1.5mm LB T10 8/4	10-22150-11	15-22150-06	12-22150-06	Straight, 45, 90
John Deere	JD Part # RE523251, RE46687, R515195, R116102, RE500611	M22x1.5mm LB T10 8/4	10-22150-11	15-22150-06	12-22150-06	Straight, 45, 90
John Deere	JD Part # RE46685, 200D	M18x1.5mm LB T14	10-18150-06	15-18150-04	12-18150-06	Straight, 45, 90
John Deere	359 CID (and Less)	7/8-14UNF LB T10	20-22214-02	25-22214-02*	22-22214-02*	Straight, 45, 90
John Deere	359+, 404, 466, 619, 955 CID	1-14UNF LB T12	20-25414-01	25-25414-01*	22-25414-01	Straight, 45, 90
John Deere	496CID, 4*50 & 4*55 Series	1 1/16-12UNF LB T15	20-26912-01	25-26912-01	22-26912-01	Straight, 45, 90
John Deere	With 855 or L10 Cummins	1-18UNS LB T12	50-25418-01	55-25418-01	52-25418-01	Straight, 45, 90
John Deere	4700, 4710, 4720, 4730 Sprayers	M22x1.5mm LB T10 8/4	10-22150-11	15-22150-06	12-22150-06	Straight, 45, 90
John Deere (Ag Tractors)	4755-4960, 7200, 7400, 7600, 7700-7710, 7800-7810, 8100-8420, 8430(New), 9100-9520	1 1/16-12UNF LB T15	20-26912-01	25-26912-01	22-26912-01	Straight, 45, 90
John Deere (Ag Tractors)	3010-3020, 4000-4020, 4230-4240, 4430-4440, 4620-4630	1-14UNF LB T12	20-25414-01	25-25414-01*	22-25414-01	Straight, 45, 90
John Deere (Ag Tractors)	2010, 2040, 2350-55, 2550-55, 2750-2955, 3050-3255, 4030	7/8-14UNF LB T10	20-22214-02	25-22214-02*	22-22214-02*	Straight, 45, 90
John Deere (Ag Tractors)	301-401, 820-830, 1020, 1070, 1520-1530, 2020-30, 2150, 2240-50, 2440, 2630-40, 6100, 6200, 6300, 6400, 6500	7/8-20UNF LB T10	20-22220-02	Call*	Call*	Straight, 45, 90
Kobelco	Check Engine Manufacturer					
Komatsu (These are Equipment #'s not Engine #'s)	3D72, 3D72-2BA(SN #1001-3000), 3D75, 3D75N, 3D78 (except 3D78-1F), 3D78N, 3D80, 3D84, 3D84N (except 3D84N-2AA),4D84, P35	M22x1.5mm LB T10 8/4	10-22150-11	15-22150-06	12-22150-06	Straight, 45, 90
Komatsu	With Perkins	3/4-16UNF LB T10	20-19016-04	25-19016-04	22-19016-04*	Straight, 45, 90

Drainers & Accessories Start on Page 14

* Allow 4 Weeks for Delivery

APPLICATION LIST - Heavy Duty & Industrial

Manufacturer	Model #	Size	Standard Design #	Compact Design #	Speed Click® Design #	Drainer Required
Komatsu	KDP20T, KDP30T, KDP40T, S3D84, S3D84E, 1D75, 1D84, 2T75L, 3D62AE, 2D68E, 3D66, 3D72N, 3D78-1F, 3D84N-2AA, 3D84E, 2D75, 3D68E, 3D63	M24x1.5mm LB T15	10-24150-03	15-24150-03	12-24150-03	Straight, 45, 90
Komatsu	Call With Model # If Not Listed					
Kubota	Carrier Rfr –Ultra Phoenix 134, D1503, D722, 482, V3300, Com-fortPro/Guard	M22x1.5mm LB T10 8/4	10-22150-11	15-22150-06	12-22150-06	Straight, 45, 90
Kubota	D600, D750, D850, D950, D905E, D1102, D1302, D1402, F2302, S2600, S2800, V1100, V1502, V1702, V1902, V4300, Z8600C, Z400, Z500, Z751, Z851, ZB,600C, V2203, WG750	M12x1.25mm LB T10	10-12125-02	15-12125-01	12-12125-02*	Straight, 45, 90
Kubota	D782, V1903, V2003, Z600BM	M16x1.5mm LB T10	10-16150-02	15-16150-02	12-16150-02	Straight, 45, 90
Liebherr	R974	M18x1.5mm LB T10	10-18150-06	15-18150-04	12-18150-06	Straight, 45, 90
Lombardini	15LD350	M14x1.5mm LB T10	10-14150-03	15-14150-01	12-14150-03	Straight, 45, 90
Mack	E3, EC3, EC5, E6	7/8-14UNF LB T10	20-22214-02	25-22214-02*	22-22214-02*	Straight, 45, 90
Mack	ASET, E7, CHC	M20x1.5mm LB T10	10-20150-02	15-20150-02	12-20150-02	Straight, 45, 90
Mack	M200, M250, CS200, CS250	M36x2.0mm LB T12	10-36200-01*	Call*	Call*	Straight, 45, 90
Mack	MP7, MP8, MP10 (bottom), Midliners, 505, A1460, MPS, MD15	M24x1.5mm LB T15	10-24150-03	15-24150-03	12-24150-03	Straight, 45, 90
Mack	MP10 (side)	M27x2.0mm LB T12	10-27200-01	15-27200-01	12-27200-01	90, 45, Straight
Mack	E9	1/2-14NPT LB T10	40-21514-02	45-21514-02	42-21514-02	Straight, 45, 90
Massey Ferguson	Perkins Engine	3/4-16UNF LB T10	20-19016-04	25-19016-04	22-19016-04*	Straight, 45, 90
Mercedes	OM 904, OM 502	M20x1.5mm LB T10	10-20150-02	15-20150-02	12-20150-02	Straight, 45, 90
Mercedes	Older Truck & Bus Engines	M26x1.5mm LB T10	10-26150-01*	15-26150-01*	12-26150-01*	Straight, 45, 90
Mercedes	MBE 4000 (S/N < 833529), LT	M26x1.5mm LB T10 47	10-26150-04	NA	12-26150-04	90, 45, Straight
Mercedes	MBE 4000 (S/N > 833529), GT	M22x1.5mm LB T10 8/4	10-22150-11	NA	12-22150-14	90, 45, Straight
Mercedes	MBE 900/906, OM 460, 926	M22x1.5mm LB T10 8/4	10-22150-11	NA	12-22150-14	90, 45, Straight
Mitsubishi	4P10, 4cyl	M22x1.5mm LB T10 8/4	10-22150-11	15-22150-06	12-22150-06	Straight, 45, 90
Mitsubishi	6D14-2AT, 6D1402A, K4E, 4G54, 6D24, 4D31	M18x1.5mm LB T14	10-18150-06	15-18150-04	12-18150-06	Straight, 45, 90
Mitsubishi	S62E	M16x1.5mm LB T10	10-16150-02	15-16150-02	12-16150-02	Straight, 45, 90
Mitsubishi	S4	M14x1.5mm LB T10	10-14150-03	15-14150-01	12-14150-03	Straight, 45, 90
Onan	With 3/8-18 Plug	3/8-18NPT LB T10	40-17218-02	Call*	Call*	Straight, 45, 90
Paccar	PX6, PX8, PX7, PX9	M18x1.5mm LB T14	10-18150-06	15-18150-04	12-18150-06	Straight, 45, 90
Paccar	MX (Bottom)	M26x1.5mm LB T10	10-26150-01*	15-26150-01*	12-26150-01*	Straight, 45, 90
Paccar	MX (Side)	M20x1.5mm LB T10	10-20150-02	15-20150-02	12-20150-02	Straight, 45, 90
Perkins	Most (Including Forklifts), 6.6L	3/4-16UNF LB T10	20-19016-04	25-19016-04	22-19016-04*	Straight, 45, 90
Perkins	2 Cyl, Rigmaster	M12x1.25mm LB T10	10-12125-02	15-12125-01	12-12125-02*	Straight, 45, 90
Perkins	4 Cyl	M16x1.5mm LB T10	10-16150-02	15-16150-02	12-16150-02	Straight, 45, 90

Drainers & Accessories Start on Page 14

* Allow 4 Weeks for Delivery

Manufacturer	Model #	Size	Standard Design #	Compact Design #	Speed Click® Design #	Drainer Required
Sisu	X27545(Bottom)	M22x1.5mm LB T10 8/4	10-22150-11	15-22150-06	12-22150-14	Straight, 45, 90
Sisu	Tractor, X27545(Side)	M18x1.5mm LB T14	10-18150-06	15-18150-04	12-18150-06	Straight, 45, 90
Scania	No Insert	M30x2.0mm LB T10	10-30200-01*	Call*	12-30200-01*	Straight, 45, 90
Scania	With Insert	M24x2.0mm LB T12	10-24200-02	Call*	12-24200-02*	Straight, 45, 90
Thermoking	Yanmar & Isuzu	3/4-14NPT LB T12	40-26814-01	45-26814-01	42-26814-01	Straight, 45, 90
Toyota	2G, 1Z, 1DZ, 2D, 2F, 2H	M25x1.5mm LB T15	10-25150-03	15-25150-03	12-25150-03	Straight, 45, 90
Toyota	4D, 5R	M18x1.5mm LB T14	10-18150-06	15-18150-04	12-18150-06	Straight, 45, 90
Toyota	Most Cars & Trucks, 4Y	M12x1.25mm LB T10	10-12125-02	15-12125-01	12-12125-02*	Straight, 45, 90
UD-Nissan	NE6T, FE6T, SD33T	M24x2.0mm LB T12	10-24200-02	Call*	12-24200-02*	Straight, 45, 90
UD-Nissan	H20, D11, J15, SD22	3/8-19BSP LB T10	30-16619-02*	Call*	Call*	Straight, 45, 90
Voith	Most	M26x1.5mm LB T10	10-26150-01*	15-26150-01*	12-26150-01*	Straight, 45, 90
Voith	Some	M30x1.5mm LB T10	10-30150-01	Call*	12-30150-01	Straight, 45, 90
Volvo	TD Models, F6, F7, F86, N10/12	7/8-14UNF LB T10	20-22214-02	25-22214-02*	22-22214-02*	Straight, 45, 90
Volvo	Grader	M32x1.5mm LB T12	Call*	Call*	Call*	Straight, 45, 90
Volvo	F12, D7, D11, D12, D13, D16	M24x1.5mm LB T15	10-24150-03	15-24150-03	12-24150-03	Straight, 45, 90
Volvo	4cyl (2000-'04)	M18x1.5mm LB T14	10-18150-06	15-18150-04	12-18150-06	Straight, 45, 90
Wisconsin	V465D	3/4-14NPT LB T12	40-26814-01	45-26814-01	42-26814-01	Straight, 45, 90
Wisconsin	VG4D	1/2-14NPT LB T12	40-21514-02	45-21514-02	42-21514-02	Straight, 45, 90
Wisconsin	VH4D, AENL	3/8-18NPT LB T10	40-17218-02	Call*	Call*	Straight, 45, 90
Wisconsin-Robin	EY18/3W, EY44W, EY27, W1340, W1185	M14x1.5mm LB T10	10-14150-03	15-14150-01	12-14150-03	Straight, 45, 90
Yanmar	1GM10, 3TN75EG2, 3TN82ES, 3TN75ES, 3TN75EG1, 3TN8EG1, 3TNA72ES, 3TNA72EG2, 3TN82EG2, 4TN85TEG2, 4TN85TES, 4TN82TEG1, 3TNV88, 3TNV84T, 4TNV88, 4TNV84T, 4TN82TES, TN82TEG2, 4TNV98, 4TNV98T	M22x1.5mm LB T10 8/4	10-22150-11	15-22150-06	12-22150-06	Straight, 45, 90
Yanmar	TS50, T50C, TS60, TS60C, TS70, TS80, TS80C, TS105, TS105C, 2T72HLE, 2TNV88, 3TNV70, 3TNV74, 3TNV76, 3TNV82, 2T90LE, 3T80LE, 3T90LE, 75HLE, 3T84HLE, 2T90LE, 3TN663S, 3TN66EG2, 4PH-ME, PHMTE, All OM, JH, and TS se-	M16x1.5mm LB T10	10-16150-02	15-16150-02	12-16150-02	Straight, 45, 90
Yanmar	6LY-UTE, 6CX-ETE, 6PH-ME,	M20x1.5mm LB T10	10-20150-02	15-20150-02	12-20150-02	Straight, 45, 90
Yanmar	3T95LE, 4T95LE, 4T95LTE, 6T95LE, 6T95LTE	M24x2.0mm LB T12	10-24200-02	Call*	12-24200-02*	Straight, 45, 90
ZF	Some Transmissions	M22x1.5mm LB T10 8/4	10-22150-11	15-22150-06	12-22150-06	Straight, 45, 90

APPLICATION LIST - Auto

Make	Model	Size	Standard Design #	Compact Design #	Speed Click® Design #	Drainer Required
Acura	All Models	M14x1.5mm SB T9	10-14150-01	15-14150-01	12-14150-03	Straight, or 90
Audi	90 Quattro, 200 Quattro w/20 valve ('90/'91), S4 ('92-'94), S6 ('95-'97), Cabriolet ('94-'98), A6 ('95&'96), A6 Quattro, A4 ('97-'99), A4 Quattro w/4cyl., 1.8L Turbo	M26x1.5mm LB T10	10-26150-01	15-26150-01	12-26150-01	Straight, 45 or 90
Audi	All Others	M14x1.5mm SB T9	10-14150-01	15-14150-01	12-14150-03	Straight, or 90
BMW	All Models 1981 & Newer	M12x1.5mm SB T9	10-12150-01	15-12150-01	NA	Straight, or 90
Buick	All Engines Up To '95 (Excluding The Ones Below)	1/2-20UNF SB T9	20-12720-01	25-12720-01	22-12720-03	Straight, 45 or 90
Buick	4.3L Engines ('90 - '95)	1/2-20UNF SB T9	20-12720-01	25-12720-01	22-12720-03	Straight, 45 or 90
Buick	2.3L, 2.5L, 2.8L, 3.1L, 4.9L ('87-'89), 4.3L (Up To '89)	M12x1.75mm SB T10	10-12175-01	15-12175-01	12-12175-02	Straight, 45 or 90
Buick	All Other Engines ('96 & Newer)	M12x1.75mm SB T10	10-12175-01	15-12175-01	12-12175-02	Straight, 45 or 90
Cadillac	Allante, Brougham (1996), Deville, Escalade, Seville	M12x1.75mm LB T10	10-12175-02	15-12175-01	12-12175-02	Straight, 45 or 90
Cadillac	Brougham (All Others)	1/2-20UNF LB T10	20-12720-03	25-12720-01	22-12720-03	Straight, 45 or 90
Cadillac	Catera	M14x1.5mm SB T10	10-14150-01	15-14150-01	12-14150-03	Straight, 45 or 90
Chevrolet	Most Engines 1996 & Newer, <u>Except</u> 6.6L Duramax Diesel Engine (Isuzu), Metro, Tracker (Suzuki)	M12x1.75mm SB T10	10-12175-01	15-12175-01	12-12175-02	Straight, 45 or 90
Chevrolet	1.0L, 1.5L ('85-'88), 1.9L ('82-'85), 2.2L Diesel ('84-'85), Duramax	M14x1.5mm LB T10	10-14150-01	15-14150-01	12-14150-03	Straight, 45 or 90
Chevrolet	1976 - 82 Luv Pickup	M20x1.5mm SB T10	10-20150-01	15-20150-01	12-20150-02	Straight, 45 or 90
Chevrolet	98 & Newer Prizm 4cyl., 1.8L, '85-'88 Nova, Pontiac Vibe	M12x1.5mm SB T9	10-12125-01	15-12125-01	NA	Straight, 45 or 90
Chevrolet	2.0L, 2.2L, 2.3L, 2.4L, 2.5L, 2.9L, 3.1L, 3.4L, 3.5L, 3.7L, 3.9L, 4.2L, 4.9L, 6.0L, 5.3L, 8.1L Engines	M12x1.75mm SB T10	10-12175-01	15-12175-01	12-12175-02	Straight, 45 or 90
Chevrolet	2.8L ('87-'93), 3.4L ('89-'93), 4.3L (Up To '89)	M12x1.75mm SB T10	10-12175-01	15-12175-01	12-12175-02	Straight, 45 or 90
Chevrolet	4.3L Engines ('90-'95)	1/2-20UNF SB T9	20-12720-01	25-12720-01	22-12720-03	Straight, 45 or 90
Chevrolet	00 & Newer 6.6L Duramax Diesel Engines (Isuzu engines), '98 & Newer Metro, Tracker (Suzuki)	M14x1.5mm SB T10	10-14150-01	15-14150-01	12-14150-03	Straight, 45 or 90
Chevrolet	All Other Engines Up To '95 (2.2L, 2.3L, 3.4L, 3.8L, 4.3L, 5.0L, 5.7L, 6.5L Diesel, 7.4L, Etc.)	1/2-20UNF SB T9	20-12720-01	25-12720-01	22-12720-03	Straight, 45 or 90
Chrysler	2.6L & 3.0L Engines (July of '82 & Newer) & All Mitsubishi Engines,	M14x1.5mm SB T10	10-14150-01	15-14150-01	12-14150-03	Straight, 45 or 90
Chrysler	('99 & Newer) 2.4L, 2.7L, 3.2L, 3.3L, 3.5L, 3.8L, 4.0L ('01 & Newer), PT Cruiser, ('05 & Newer) 5.7L, 6.1L (Hemi)	M14x1.5mm SB T10	10-14150-01	15-14150-01	12-14150-03	Straight, 45 or 90
Chrysler	('96-00) Sebring Coupe 2.0L, 2.5L, ('01 & Newer) Sebring All Types 2.4L, 2.7L, 3.5L	1/2-20UNF SB T9	20-12720-01	25-12720-01	22-12720-03	Straight, 45 or 90


















Make	Model	Size	Standard Design #	Compact Design #	Speed Click® Design #	Drainer Required
Chrysler	All Other Engines (Up To '98) 2.7L, 3.2L, 3.3L, 3.5L, 3.8L ('95 - '00) Sebring Convertible 2.4L, 2.5L	M14x1.5mm SB T10	10-14150-01	15-14150-01	12-14150-03	Straight, 45 or 90
Dodge	('82 & Newer) 1.7L, 3.0L, 2.4L, 2.6L, ('03 & Newer) 3.7L, 5.7L, 6.1L, Sprinter Van 2.7L Diesel, 6.4L	M14x1.5mm SB T10	10-14150-01	15-14150-01	12-14150-03	Straight, 45 or 90
Dodge	(Up To '98) 2.7L, 3.2L, 3.3L, 3.5L, 3.8L	1/2-20UNF SB T9	20-12720-01	25-12720-01	22-12720-03	Straight, 45 or 90
Dodge	2.0L (Neon '95 & Newer), 2.4L Turbo (SRT-4), 2.4L (Stratus '95 & Newer), 1.8L, 2.0L, 2.4L (Caliber '07 & Newer)	M14x1.5mm SB T10	10-14150-01	15-14150-01	12-14150-03	Straight, 45 or 90
Dodge	Mitsubishi Engines (Up To June '82), 2.6L engines (Up To June '82)	M18x1.5mm SB T10	10-18150-01	15-18150-01	12-18150-06	Straight, 45 or 90
Dodge	Mitsubishi Engines (July '82 & Newer), ('01 & Newer) Stratus Coupe	M14x1.5mm SB T10	10-14150-01	15-14150-01	12-14150-03	Straight, 45 or 90
Dodge	('99 & Newer) 2.7L, 3.2L, 3.3L, 3.5L, 3.8L, 4.7L, ('07 & Newer) 4.0L	M14x1.5mm SB T10	10-14150-01	15-14150-01	12-14150-03	Straight, 45 or 90
Dodge	3.9L, 5.2L, 5.9L, 8.0L, 8.3L Gas Engines And All Other Gas Engines	1/2-20UNF SB T9	20-12720-01	25-12720-01	22-12720-03	Straight, 45 or 90
Ford/Merc	All 4 Cylinder Engines (Except '91-'96 1.9L, '97-'03 2.0L, 2.3L SOHC Engines)	M14x1.5mm SB T10	10-14150-01	15-14150-01	12-14150-03	Straight, 45 or 90
Ford/Merc	2.8L, 2.9L, 3.0L, 3.2L, 3.4L, 3.5L, 3.8L, 4.0L, 3.9L, 4.6L, 5.4L ('91 & Newer), 5.8L ('93 & Newer), 5.0L ('97-'10), 7.5L (460 - July '85 & Newer) , V10-6.8L, Probe (4cyl. & 6cyl., '89 Thru '97)	M14x1.5mm SB T10	10-14150-01	15-14150-01	12-14150-03	Straight, 45 or 90
Ford/Merc	7.3L Diesel ('95 & Newer), 6.0L Diesel ('03 & Newer), 6.4L Diesel ('08 & Newer)	M14x1.25mm SB T10	10-14125-01	15-14125-01	12-14125-03	Straight, 45 or 90
Ford/Merc	3.0L (Duratec 24 Valve), 3.5L (Duratec 24 Valve), 4.2L ('96 & Newer)	M12x1.75mm SB T10	10-12175-01	15-12175-01	12-12175-02	Straight, 45 or 90
Ford/Merc	('96 - '03) 2.3L, 2.5L SOHC Engines & Ranger, Escape (2.3L SOHC), ('95 & Newer) V6- 2.5L , 5.0L ('11 & Newer)	M12x1.75mm SB T10	10-12175-01	15-12175-01	12-12175-02	Straight, 45 or 90
Ford/Merc	5.0L (302cid, Up To '96), 5.8L (352cid, Up To '92), 7.3L Diesel ('87-'94), 7.5L (460cid, Up To June '85)	1/2-20UNF SB T9	20-12720-01	25-12720-01	22-12720-03	Straight, 45 or 90
Ford/Merc	(97-Newer) Escort, Focus 2.0L, DOHC Engines, '04 -Newer Ranger, Escape 2.3L, 2.5L DOHC Engines And Escape Hybrid Engine	M14x1.5mm SB T10	10-14150-01	15-14150-01	12-14150-03	Straight, 45 or 90
Ford/Merc	91-'96 Escort 1.9L, '97- Newer Escort, Focus 2.0L SOHC Engines, '94 & Newer Mustang 3.8L SOHC Engines, Villager Van	M12x1.75mm SB T10	10-12175-01	15-12175-01	12-12175-02	Straight, 45 or 90
Ford/Merc	All Other Engines (Including 4.9L, 6cyl. Engines)	1/2-20UNF SB T9	20-12720-01	25-12720-01	22-12720-03	Straight, 45 or 90
Ford	7.3L, 6.0L, 6.4L Powerstroke	M14x1.25mm SB T9	10-14125-01	15-14125-01	12-14125-03	Straight, 45 or 90
Ford	Most Gas From '90 And Newer, 6.7L Diesel, 6.2L ('11 & Newer)	M14x1.5mm SB T10	10-14150-01	15-14150-01	12-14150-03	Straight, 45 or 90
Ford	Old Diesel And Old Gas	1/2-20UNF SB T9	20-12720-01	25-12720-01	22-12720-03	Straight, 45 or 90

APPLICATION LIST - Auto

Make	Model	Size	Standard Design #	Compact Design #	Speed Click® Design #	Drainer Required
GM	Most Older Chevy/GM Cars & Trucks	1/2-20UNF SB T9	20-12720-01	25-12720-01	22-12720-03	Straight, or 90
GM	Almost All '90 And Newer Chevy/GM Cars & Trucks	M12x1.75mm SB T10	10-12175-01	15-12175-01	12-12175-03	Straight, or 90
GM	Duramax Diesel	M14x1.5mm SB T9	10-14150-01	15-14150-01	12-14150-03	Straight, or 90
Honda	1983 & Earlier	M20x1.5mm SB T10	10-20150-01	15-20150-01	12-20150-02	Straight, or 90
Honda	1984 & Newer	M14x1.5mm SB T9	10-14150-01	15-14150-01	12-14150-03	Straight, or 90
Hyundai	All	M14x1.5mm SB T9	10-14150-01	15-14150-01	12-14150-03	Straight, or 90
Infinity	All	M12x1.25mm SB T9	10-12125-01	15-12125-01	NA	Straight, or 90
Isuzu Car	All	M14x1.5mm SB T9	10-14150-01	15-14150-01	12-14150-03	Straight, or 90
Isuzu Truck	All (Except The '91 & Newer 3.1L)	M14x1.5mm SB T9	10-14150-01	15-14150-01	12-14150-03	Straight, or 90
Isuzu Truck	'91 & Newer 3.1L	M12x1.75mm SB T10	10-12175-01	15-12175-01	12-12175-03	Straight, or 90
Jaguar	'98 And Newer V8 Engines	M14x1.5mm SB T9	10-14150-01	15-14150-01	12-14150-03	Straight, or 90
Jaguar	'00 And Newer V6 Engines	M12x1.75mm SB T10	10-12175-01	15-12175-01	12-12175-03	Straight, or 90
Jeep	2.5L (Up To '91), 4.0L (Up To '91), 4.2L (Up To '91)	M14x1.25mm SB T9	10-14125-01	15-14125-01	12-14125-03	Straight, or 90
Jeep	2.5L 4cyl. ('92 - '02), 4.0L 6cyl. ('92 - '06)	1/2-20UNF SB T9	20-12720-01	25-12720-01	22-12720-03	Straight, or 90
Jeep	2.8L Turbo Diesel/VM Motori Engine ('05-'06)	3/8-18NPT SB T10	40-17218-01	45-17218-01	42-17218-02	Straight, or 90
Jeep	2.4L ('07 & Newer), 3.7L V6 ('02 & Newer), 3.8L V6 ('07 & Newer), 4.7L V8 ('99 & Newer), 5.7L, 6.1L V8 ('05 & Newer), 3.6L, 3.0L Diesel ('07 & Newer)	M14x1.5mm SB T9	10-14150-01	15-14150-01	12-14150-03	Straight, or 90
Jeep	All Other Engines	1/2-20UNF SB T9	20-12720-01	25-12720-01	22-12720-03	Straight, or 90
Kia	All	M14x1.5mm SB T9	10-14150-01	15-14150-01	12-14150-03	Straight, or 90
Land Rover	All	M14x1.5mm SB T9	10-14150-01	15-14150-01	12-14150-03	Straight, or 90
Lexus	All	M12x1.25mm SB T9	10-12125-01	15-12125-01	NA	Straight, or 90
Lincoln	3.5L, 3.8L ('88 - Newer), 3.9L ('00 - Newer), 4.6L ('91 - Newer), 5.0L ('86 - Newer), 5.4L ('98 - Newer)	M14x1.5mm SB T9	10-14150-01	15-14150-01	12-14150-03	Straight, or 90
Lincoln	'00 & Newer LS w/3.0L V6, ('05 & Newer) 3.0L (Duratec 24 valve), 3.5L (Duratec 24valve)	M12x1.75mm SB T10	10-12175-01	15-12175-01	12-12175-02	Straight, or 90
Lincoln	'59 -'85 And All Other Models (Except 2.4L Diesel Turbo)	1/2-20UNF SB T9	20-12720-01	25-12720-01	22-12720-03	Straight, or 90
Mazda	All Models Up To 1995 (626, 929, Miata, Millenia, MPV, MX3, MX6, Protege, RX7)	M14x1.5mm SB T9	10-14150-01	15-14150-01	12-14150-03	Straight, or 90
Mazda	'96 - '03 Pickup (w/ 4cyl.), '00 - '01 MPV (w/2.5L V6)	M12x1.75mm SB T10	10-12175-01	15-12175-01	12-12175-02	Straight, or 90
Mazda	All Models w/V6, 24 Valve Engines (Tribute, Millenia, Mazda6, MPV, CX-9)	M12x1.75mm SB T10	10-12175-01	15-12175-01	12-12175-02	Straight, or 90
Mazda	All Other Models 1996 & Newer (Mazda3, Mazda5, Mazda6, Miata, MX5, CX-7, Protege5, RX-8, Tribute)	M14x1.5mm SB T9	10-14150-01	15-14150-01	12-14150-03	Straight, or 90
Mercedes	190D (2.2 Up To '84), 190E(2.3 Up To '84), 300CD, 240D, 280E, 280CE, 280SE, 560SEL, 500SEL, 500SEC, 450SEL, 300D (Up To 85), 420SEL, 400E, 380, 3.0LDiesel	M12x1.5mm SB T9	10-12150-01	15-12150-01	NA	Straight, or 90

Make	Model	Size	Standard Design #	Compact Design #	Speed Click® Design #	Drainer Required
Mercedes	300TE, 350SDL, C280, Sprinter , 190E (2.3L, '85 to '93), 190D (2.5L), 190D (2.2L, '85 to '89), 190E (2.6 & 2.3-16), 260E, 300E, 300CE, 300D ('87),300TD ('87), 300SDL, 300SE, 300SEL	M14x1.5mm SB T9	10-14150-01	15-14150-01	12-14150-03	Straight, or 90
Mercedes	560SL, 450SL, 450SLC, 380SL, 380SLC	M26x1.5mm SB T9	10-26150-01	15-26150-01	12-26150-01	Straight, or 90
Mini Cooper	2010 And Earlier Models	M14x1.5mm SB T9	10-14150-01	15-14150-01	12-14150-03	Straight, or 90
Mini Cooper	2011 And Newer Models	M18x1.5mm SB T10	10-18150-01	15-18150-01	12-18150-06	Straight, or 90
Mitsubishi	All (Except Fuso)	M14x1.5mm SB T9	10-14150-01	15-14150-01	12-14150-03	Straight, or 90
Mitsubishi	Fuso	M18x1.5mm SB T10	10-18150-01	15-18150-01	12-18150-06	Straight, or 90
Nissan	All (1983 & Newer)	M12x1.25mm SB T9	10-12125-01	15-12125-01	NA	Straight, or 90
Peugot	505 Gas Turbo	M20x1.5mm SB T9	10-20150-01	15-20150-01	12-20150-02	Straight, or 90
Peugot	All Other Models	M16x1.5mm SB T9	10-16150-01	15-16150-01	12-16150-02	Straight, or 90
Pontiac	1996 & Newer, All Engines (Except Ones Listed Below)	M12x1.75mm SB T10	10-12175-01	15-12175-01	12-12175-02	Straight, or 90
Pontiac	2003 & Newer Vibe (Toyota Engine)	M12x1.25mm SB T9	10-12125-01	15-12125-01	12-12125-02	Straight, or 90
Pontiac	All Other Engines (Up To 1995)	1/2-20UNF SB T9	20-12720-01	25-12720-01	22-12720-03	Straight, or 90
Renault	All	M16x1.5mm SB T9	10-16150-01	15-16150-01	12-16150-02	Straight, or 90
Saab	03 & Newer, 9-3, 9-7 Models (w/ GM Engines)	M12x1.75mm SB T10	10-12175-01	15-12175-01	12-12175-02	Straight, or 90
Saab	05 & Newer, 9-2X Model (w/ Subaru Engine)	M20x1.5mm SB T9	10-20150-01	15-20150-01	12-20150-02	Straight, or 90
Saab	All Other Saab Models (Including 9-5)	M14x1.5mm SB T9	10-14150-01	15-14150-01	12-14150-03	Straight, or 90
Saturn	00 & Newer, All V6 Engines (LS2, LW2,L300,LW300,VUE)	M14x1.5mm SB T9	10-14150-01	15-14150-01	12-14150-03	Straight, or 90
Saturn	91 & Newer, All 4 cyl. Engines, Newer SC1, SC2, SL1, SL2, SW1, SW2, L100, L200, LW200, VUE (4cyl. Engines)	M12x1.75mm SB T10	10-12175-01	15-12175-01	12-12175-02	Straight, or 90
Subaru	All Models (Except The Ones Listed In Line Below)	M20x1.5mm SB T10	10-20150-01	15-20150-01	12-20150-02	Straight, or 90
Subaru	Outback 4cyl (2010 & Newer), Forester 4cyl ('11&Newer), Legacy 4cyl ('11&Newer), BR-Z, Liberty ('12+newer)	M16x1.5mm SB T9	10-16150-01	15-16150-01	12-16150-02	Straight, or 90
Suzuki	All Models	M14x1.5mm SB T9	10-14150-01	15-14150-01	12-14150-03	Straight, or 90
Toyota	All Cars And Trucks 1988 & Newer	M12x1.25mm SB T9	10-12125-01	15-12125-01	12-12125-02	Straight, or 90
Volkswagen	Toureaq	M24x1.5mm LB T15	10-24150-03*	15-24150-03*	12-24150-03	Straight, or 90
Volkswagen	All Other Engines	M14x1.5mm SB T9	10-14150-01	15-14150-01	12-14150-03	Straight, or 90
Volvo	4 cyl.(Up To '95) & 6 cyl. (Up To '75)	3/4-16UNF SB T15	20-19016-03	25-19016-03	22-19016-04	Straight, or 90
Volvo	6 cyl. Engines ('76 - '82)	M16x1.5mm SB T9	10-16150-01	15-16150-01	12-16150-02	Straight, or 90
Volvo	All 5 Cylinder Engines (850,T 5R,C70,S60,S70,S80,V50,V70,V70XC,XC 90) & Diesel Turbo Engines	M18x1.5mm SB T10	10-18150-01	15-18150-01	12-18150-06	Straight, or 90
Volvo	6 Cylinder Engines ('83 & Newer) 760, 780, 960 Series & 4 Cylinder Engines ('00 to '04) S40, V40 Series	M18x1.5mm SB T10	10-18150-01	15-18150-01	12-18150-06	Straight, or 90

STANDARD DESIGN Drainers & Accessories

<p>Small Straight Drainer - Use with all Small Bottom (SB) Standard Design drain plugs. Part # 1001</p>		<p>Cap Chain Retrofit (with clip) - Used to retrofit Standard Design Small or Large Bottom drain plugs. Part # 1009C (LB) and 1019C (SB)</p>	
<p>Large Straight Drainer - Use with all Large Bottom (LB) Standard Design drain plugs. Part # 1002</p>		<p>Cap Chain - Used with dust caps on Small or Large Standard Design drain plugs. Add C to Part # when ordering</p>	
<p>Large 45 Degree Drainer - Use with all Large Bottom (LB) Standard Design drain plugs. Part # 1046</p>		<p>End Cap - Used to wall-mount a drainer or can be used to suck fluid (see Part #1030). Part # 1014</p>	
<p>Small 90 Degree Drainer - Use with all Small Bottom (SB) Standard Design drain plugs. Part # 1003</p>		<p>Small Straight Drainer (3/4 NPT) - Connects to all Small Bottom (SB) Standard Design drain plugs. Commonly used with suction systems. Part # 1015*</p>	
<p>Large 90 Degree Drainer - Use with all Large Bottom (LB) Standard Design drain plugs. Part # 1004</p>		<p>Large Straight Drainer (3/4 NPT) - Connects to all Large Bottom (LB) Standard Design drain plugs. Commonly used with suction systems. Part # 1016</p>	
<p>Non Return Valve - Eliminates backflow when used with suction systems. Use with 1015 through to 1018. Part # SC 3040</p>		<p>90 Degree Straight Drainer (3/4 NPT) - Connects to all Large Bottom (LB) Standard Design drain plugs. Commonly used with suction systems. Part # 1018</p>	
<p>Stinger - Used to drain fluids where the fluid level is below the drain plug (e.g. Differentials). Part # 1030</p>		<p>Small Round Dust Cap - Replacement dust cap for all Small Bottom (SB) Standard Design drain plugs. Part # 1019</p>	
<p>Small Sampler - Allows for easy sampling from all Small Bottom (SB) Standard Design drain plugs. Part # 1007*</p>		<p>Large Round Dust Cap - Replacement dust cap for all Large Bottom (LB) Standard Design drain plugs. Part #1020</p>	
<p>Large Sampler - Allows for easy sampling from all Large Bottom (LB) Standard Design drain plugs. Part # 1008</p>			

For any custom parts or applications, please call our sales team for assistance.

* Please Allow 4 weeks for Delivery

<p>Small Straight Drainer - Use with all Small Bottom (SB) Compact Design drain plugs. Part # CD 2001</p>		<p>Non Return Valve - Eliminates backflow when used with suction systems. Use with 2015 through to 2018.</p>	
<p>Large Straight Drainer - Use with all Large Bottom (LB) Compact Design drain plugs. Part # CD 2002</p>		<p>Small Round Dust Cap - Replacement dust cap for all Small Bottom (SB) Compact Design drain plugs.</p>	
<p>Small 90 Degree Drainer - Use with all Small Bottom (SB) Compact Design drain plugs. Part # CD 2003</p>		<p>Large Round Dust Cap - Replacement dust cap for all Large Bottom (LB) Compact Design drain plugs.</p>	
<p>Large 90 Degree Drainer - Use with all Large Bottom (LB) Compact Design drain plugs. Part # CD 2004</p>		<p>Small Sampler - Allows for easy sampling from all Small Bottom (SB) Compact Design drain plugs. Part # CD 2007*</p>	
<p>Large 45 Degree Drainer - Use with all Large Bottom (LB) Compact Design drain plugs. Part # CD 2046</p>		<p>Large Sampler - Allows for easy sampling from all Large Bottom (LB) Compact Design drain plugs. Part # CD 2008/SC 3008</p>	
<p>Small Straight Drainer (3/4 NPT) - Connects to all Small Bottom (SB) Compact Design drain plugs. Used with suction systems.</p>		<p>Magnet - A replacement valve on Small or Large bottom Compact Design drain plugs that attracts metallic debris. Add M to Part # *</p>	
<p>Large Straight Drainer (3/4 NPT) - Connects to all Large Bottom (LB) Compact Design drain plugs. Used with suction systems.</p>			
<p>Large 90 Degree Drainer (3/4 NPT) - Connects to all Large Bottom (LB) Compact Design drain plugs. Used with suction systems. Part # CD 2018 *</p>			

* Please Allow 4 weeks for Delivery

SPEED CLICK® DESIGN Drainers & Accessories

<p>Large Sampler - Allows for easy sampling from all Speed Click® Design drain plugs.</p> <p>Part # CD 2008/SC 3008</p>		<p>Straight Clicker (3/4" NPT) - Use with all Speed Click® plugs. Drain tool with larger 3/4" brass female outlet for suction system applications.</p> <p>Part # SC 3094</p>	
<p>Cap Chain - Use with dust caps on Speed Click® Design No-Spill® drain plugs.</p> <p>Add C to Part # when ordering</p>		<p>45 Degree Clicker (3/4" NPT) - Use with all Speed Click® plugs. Drain tool with larger 3/4" brass female outlet for suction system applications.</p> <p>Part # SC 3096</p>	
<p>Cap Chain Retrofit (with clip) - Used to retrofit Speed Click® Design No-Spill® drain plugs (not exactly as shown).</p> <p>Part # SC 3009C</p>		<p>90 Degree Clicker (3/4" NPT) - Use with all Speed Click® plugs. Drain tool with larger 3/4" brass female outlet for suction system applications.</p> <p>Part # SC 3098</p>	
<p>Large Round Dust Cap - Replacement dust cap for all Speed Click® Design No-Spill® drain plugs.</p> <p>Part # SC 3020</p>		<p>Straight Clicker (1/2" NPT) - Use with all Speed Click® Design No-Spill® drain plugs.</p> <p>Part # SC 3044</p>	
<p>Non Return Valve + 1/2" NPT Reducer - Eliminates backflow when used with suction systems. Use with Part SC 3046 through to SC 3048.</p> <p>Part # SC 3041</p>		<p>45 Degree Clicker (1/2" NPT) - Use with all Speed Click® Design No-Spill® drain plugs.</p> <p>Part # SC 3046</p>	
<p>End Cap - Used to wall-mount a drainer or can be used to suck fluid (see Part # SC 3030).</p> <p>Part # SC 3042</p>		<p>90 Degree Clicker (1/2" NPT) - Use with all Speed Click® Design No-Spill® drain plugs.</p> <p>Part # SC 3048</p>	
<p>Non Return Valve - Eliminates backflow when used with suction systems. Use with SC 3044 through to SC 3098.</p>		<p>Stinger - Used to drain fluids where the fluid level is below the drain plug (e.g. Differentials).</p> <p>Part # SC 3030</p>	

For any custom parts or applications, please call our sales team for assistance.

Standard		Foot Pounds
Size	Part	Torque
½-20UNF SB T9	20-12720-01	12
½-20UNF LB T10	20-12720-03	12
9/16-18UNF SB T9	20-14218-01	12
9/16-18UNF LB T10	20-14218-02	12
5/8-18UNF SB T9	20-15818-01	12
5/8-18UNF LB T10	20-15818-02	12
¾-16UNF SB T15	20-19016-03	30
¾-16UNF LB T10	20-19016-04	35
¾-16UNF LB T15	20-19016-05	20
7/8-14UNF LB T10	20-22214-02	35
7/8-18UNF LB T10	20-22218-02	40
7/8-20UNF LB T10	20-22220-02	40
1-14UNF LB T12	20-25414-01	45
1-18UNS LB T12	50-25418-01	50
1 1/16-12UNF LB T15	20-26912-01	50
1 1/8-12UNF T15	20-28512-01	50
1 5/16-12UNF LB T12	20-33312-02	60
1 ½-12UNF LB T12	20-38112-01	60
2-12UNF LB T12	20-50812-01*	60
1/4-18NPT SB T9	40-13818-01	20
3/8-18NPT SB T10	40-17218-01	20
3/8-18NPT LB T10	40-17218-02	30
1/2-14NPT SB T10	40-21514-01	35
1/2-14NPT LB T12	40-21514-02	35
3/4-14NPT LB T12	40-26814-01	60
1-11.5NPT LB T12	40-334115-01	60
1/4-19BSP LB T10	30-13119-02	20
3/8-19BSP LB T10	30-16619-02	20
1/2-14BSP LB T10	30-20194-03	30
3/4-14BSP LB T10	30-26414-01	50
1-11BSP LB T12	30-33211-01	50

Standard		Foot Pounds
Size	Part	Torque
M12x1.25mm SB T9	10-12125-01	12
M12x1.25mm LB T10	10-12125-02	12
M12x1.5mm SB T9	10-12150-01	12
M12x1.5mm LB T10	10-12150-02	12
M12x1.75mm SB T10	10-12175-01	12
M12x1.75mm LB T10	10-12175-02	14
M14x1.25mm SB T9	10-14125-01	20
M14x1.25mm LB T10	10-14125-03	20
M14x1.5mm SB T9	10-14150-01	20
M14x1.5mm LB T10	10-14150-03	20
M16x1.5mm SB T9	10-16150-01	20
M16x1.5mm LB T10	10-16150-02	25
M18x1.5mm SB T10	10-18150-01	30
M18x1.5mm LB T14	10-18150-06	30
M20x1.5mm SB T10	10-20150-01	25
M20x1.5mm LB T10	10-20150-02	35
M22x1.5mm SB T12	10-22150-02	35
M22x1.5mm LB T17	10-22150-10	35
M22x1.5mm LB T10 8/4	10-22150-11	35
M24x1.5mm LB T15	10-24150-03	40
M24x2.0mm LB T12	10-24200-02	40
M25x1.5mm LB T15	10-25150-03	50
M26x1.5mm LB T10	10-26150-01	50
M26x1.5mm LB T10 47L	10-26150-04	50
M26x1.75mm LB T10	10-26175-01	50
M27x2.0mm LB T12	10-27200-01	50
M27x2.0mm LB (ORing)	10-27200-02	50
M30x1.5mm LB T10	10-30150-01	50
M30x1.5mm LB T15	10-30150-02	50
M30x1.5mm LB T17	10-30150-03	50
M30x2.0mm LB T10	10-30200-01	50
M36x1.5mm LB T12	10-36150-01	50
M36x2.0mm LB T12	10-36200-01	50

SB Refers To Small Bottom (Uses *001 & *003 Drainers). LB Refers To Large Bottom (uses *002 & * 004 Drainers).

No-Spill® Drain Plug Listing

Compact		Foot Pounds
Size	Part	Torque
CD ½-20UNF SB T9	25-12720-01	15
CD ½-20UNF LB T10	25-12720-03	12
CD 9/16-18UNF SB T9	25-14218-01	12
CD 9/16-18UNF LB T10	25-14218-02	12
CD 5/8-18UNF SB T9	25-15818-01	12
CD 5/8-18UNF LB T10	25-15818-02	12
CD ¾-16UNF SB T15	25-19016-03	20
CD ¾-16UNF LB T10	25-19016-04	20
CD ¾-16UNF LB T15	25-19016-05	20
CD 7/8-14UNF LB T10	25-22214-02	35
CD 7/8-18UNF LB T10	25-22218-02	40
CD 7/8-20UNF LB T10	25-22220-01	40
CD 1-14UNF LB T12	25-25414-01	45
CD 1-18UNF LB T12	55-25418-01	50
CD 1 1/16-12UNF LB T15	25-26912-01	50
CD 1 1/8-12UNF T15	25-28512-02	50
CD 1 5/16-12UNF LB T12	25-33312-01	60
CD 1 ½-12UNF LB T12	25-38112-01	60
CD 2-12UNF LB T12	25-50812-01*	60
CD 1/4-18NPT SB T9	45-13818-01	20
CD 1/4-18NPT LB T10	45-13818-02	20
CD 3/8-18NPT SB T10	45-17218-01	20
CD 3/8-18NPT LB T10	45-17218-02	30
CD 1/2-14NPT SB T10	45-21514-01	35
CD 1/2-14NPT LB T12	45-21514-02	35
CD 3/4-14NPT LB T12	45-26814-01	60
CD 1-11.5NPT LB T12	45-334115-01	60
CD 1/4-19BSP SB T9	35-13119-01	20
CD 3/8-19BSP SB T8.5	35-16619-01	20
CD 1/2-14BSP SB T9	35-20194-01	30
CD 3/4-14BSP LB T10	35-26414-01	50
CD 1-11BSP LB T12	35-33211-01	50

Compact		Foot Pounds
Size	Part	Torque
CD M12x1.25mm SB T9	15-12125-01	12
CD M12x1.25mm LB T10	15-12125-02	12
CD M12x1.5mm SB T9	15-12150-01	12
CD M12x1.5mm LB T10	15-12150-02	12
CD M12x1.75mm SB T10	15-12175-01	12
CD M12x1.75mm LB T10	15-12175-02	14
CD M14x1.25mm SB T9	15-14125-01	20
CD M14x1.25mm LB T10	15-14125-03	20
CD M14x1.5mm SB T9	15-14150-01	20
CD M14x1.5mm LB T10	15-14150-03	20
CD M16x1.5mm SB T9	15-16150-01	20
CD M16x1.5mm LB T10	15-16150-02	25
CD M18x1.5mm SB T10	15-18150-01	30
CD M18x1.5mm LB T10	15-18150-04	30
CD M20x1.5mm SB T9	15-20150-01	25
CD M20x1.5mm LB T10	15-20150-02	35
CD M22x1.5mm SB T12	15-22150-02	35
CD M22x1.5mm LB T10	15-22150-06	35
CD M22x1.5mm LB T15	15-22150-09	35
CD M24x1.5mm LB T15	15-24150-03	40
CD M24x2.0mm LB T12	15-24200-02	40
CD M25x1.5mm LB T15	15-25150-03	50
CD M26x1.5mm LB T10	15-26150-01	50
CD M27x2.0mm LB T12	15-27200-01	50
CD M30x1.5mm LB T10	15-30150-01	50
CD M30x1.5mm LB T15	15-30150-02	50
CD M30x1.5mm LB T17	15-30150-03	50
CD M30x2.0mm LB T10	15-30200-01	50
CD M36x1.5mm LB T12	15-36150-01	50
CD M36x2.0mm LB T12	15-36200-01	50

SB Refers To Small Bottom (Uses *001 & *003 Drainers). LB Refers To Large Bottom (uses *002 & * 004 Drainers).

Speed Click®		Foot Pounds
Size	Part	Torque
SC 1/2-20UNF T10	22-12720-03	12
SC 3/4-16UNF T10	22-19016-04	30
SC 3/4-16UNF T15	22-19016-05	30
SC 7/8-14UNF T10	22-22214-02	40
SC 7/8-18UNF T10	22-22218-02	40
SC 7/8-20UNF T10	22-22220-02	40
SC 1-14UNF T12	22-25414-01	50
SC 1-18UNS T12	52-25418-01	50
SC 1 1/16-12UNF T15	22-26912-01	50
SC 1 1/8-12UNF T15	22-28512-01	50
SC 1 5/16-12UNF T12	22-33312-02	60
SC 1 1/2-12UNF T12	22-38112-01	60
SC 2-12UNF T12	22-50812-01*	60
SC 3/8-18NPT T10	42-17218-02	30
SC 1/2-14NPT T12	42-21514-02	35
SC 3/4-14NPT T12	42-26814-03	60
SC 1-11.5NPT T12	42-334115-01	60
SC M12x1.25mm T10	12-12125-02	12
SC M12x1.5mm T10	12-12150-02	12
SC M12x1.75mm T10	12-12175-02	12
SC M14x1.25mm T10	12-14125-03	20
SC M14x1.5mm T10	12-14150-03	20
SC M16x1.5mm T10	12-16150-02	25
SC M18x1.5mm T14	12-18150-06	30
SC M20x1.5mm T10	12-20150-02	30
SC M22x1.5mm T10	12-22150-06	30
SC M22x1.5mm T10 47L	12-22150-14	30
SC M24x1.5mm T15	12-24150-03	40
SC M24x2.0mm T12	12-24200-02	40
SC M25x1.5mm T15	12-25150-03	50
SC M26x1.5mm T10	12-26150-01	60
SC M26x1.5mm T10 50L	12-26150-04	60
SC M27x2.0mm T12	12-27200-01	60
SC M27x2.0mm (O-Ring)	12-27200-02	60
SC M30x1.5mm T10	12-30150-01	60

Metric Equivalent Guide - When measuring the diameter of the drain port opening please use the following chart to convert to the proper drain plug size.

Drain Plug Diameter	No-Spill® Drain Plug Size (In inches/Pipe thread)
12.70mm	1/2-20UNF
13.157mm	1/4-18NPT
16.662mm	3/8-19BSP
17.145mm	3/8-18NPT
19.05mm	3/4-16UNF
20.995mm	1/2-14BSP
21.336mm	1/2-14NPT
22.225mm	7/8-14UNF
22.225mm	7/8-18UNF
22.225mm	7/8-20UNF
25.40mm	1-12UNF or 1-14UNF
25.40mm	1-18UNS
26.441mm	3/4-14BSP
26.67mm	3/4-14NPT
26.98mm	1 1/16-12UNF
28.575mm	1 1/8-12UNF
33.249mm	1-11BSP
33.401mm	1-11.5NPT
38.10mm	1 1/2-12UNF

ORB Guide - Please use the following when converting from ORB to No-Spill® sizes.

ORB	Size
2	5/16-24UNF
3	3/8-24UNF
4	7/16-20UNF
5	1/2-20UNF
6	9/16-18UNF
8	3/4-16UNF
10	7/8-14UNF
12	1 1/16-12UNF
14	1 3/16-12UNF
16	1 5/16-12UNF
20	1 5/8-12UNF
24	1 7/8-12UNF
32	2 1/2-12UNF

WARRANTY

Warranty is valid on drain plugs purchased from No-Spill® Systems or its authorized distributors. Contact No-Spill® Systems toll free at 1-888-466-7745 to obtain instructions as to where products should be returned for inspection. Details of purchase, such as invoice number, or location and date of purchase, may be required.

Warranty is lifetime on workmanship and materials of No-Spill® drain plugs.

Warranty does not cover damage by road hazard.

Warranty does not cover normal wear on o-rings.

Warranty does not cover breakage of the chain, where cap chains are installed.

Exceeding torque specifications on installation voids the warranty.

Torque specifications are clearly marked on the packaging label.

Any breakage or consequential damage that results from careless or improper installation procedures is not covered under this warranty.

Careless and improper installation includes, but is not limited to: over-torquing, under-torquing, stripping or damaging threads by forcing a plug into a drain hole that is too small, failing to remove debris from pan threads before installation of plug.

RETURNS

The following conditions apply to all returns:

Written or verbal authorization is required for all returns of stock items. Contact our office for a Return Goods Authorization Number (RGA). Any returns without an RGA number will not be accepted.

Custom sizes or customized items (magnets, cap chains) can not be returned for credit.

All returned goods, including packaging and labels, must be in 'like new' condition. That is, items must be ready for re-sale.

All returns (if accepted) are subject to a minimum 20% restocking fee. An additional restocking fee may apply depending on the size in question.

Damaged or dirty packaging will result in additional restocking charges.

Proof of purchase [No-Spill® invoice number] must accompany returns.

Age of the returned items must not exceed one (1) year beyond the order date.

Authorized returns must be shipped freight prepaid to the No-Spill® warehouse location specified by No-Spill® Systems . We will not accept delivery of items shipped freight collect to our warehouse.

No-Spill® Systems will issue a credit note only when returned goods have been inspected, repackaged, and put away.

INSTALLATION INSTRUCTIONS (All Plug Designs)

- Remove existing drain plug and washer and/or o-ring. Clean the threads in the oil pan. Ensure that the area around the drain plug port is clean and free of debris.
- Remove No-Spill® Systems Drain Plug from the container, and remove the dust cap
- Ensure that the copper washer is seated on the valve side of the plug (i.e. the top of the plug).
 - * **The copper washer is not required for plugs in NPT sizes.**
- Thread the No-Spill® Systems Drain Plug in by hand until snug against the pan. If you meet resistance, back the plug out and try again. **DO NOT FORCE** the plug into the port.
- Use a torque wrench to tighten the No-Spill® Systems drain plug to the torque specifications set out by No-Spill® Systems. Do not exceed the maximum setting.
 - * **Do not install without using a torque wrench.**

HOW TO DRAIN YOUR OIL (Standard and Compact Designs)

- Warm up the engine to operating temperature. Turn off engine. Remove the dust cap from the No-Spill® drain plug.
- Thread the drainer on to the bottom of the No-Spill® Systems drain plug.
- When the drainer is attached to the No-Spill® Systems drain plug, the valve will remain in the open position.
- Oil or other fluid will flow freely.
- Detach the drainer by unscrewing it from the No-Spill® Systems Drain Plug. The valve will return to the "closed" position.
- Screw the dust cap back on to the No-Spill® Systems drain plug (by hand).

HOW TO DRAIN YOUR OIL (Speed Click® Design)

- Warm up the engine to operating temperature. Turn off engine. Remove the dust cap from the No-Spill® Systems drain plug.
- Push the No-Spill® Systems Clicker onto the No-Spill® Systems drain plug.
- When the clicker is attached to the No-Spill® Systems drain plug, the valve will remain in the open position.
- Oil or other fluid will flow freely.
- Detach the clicker by pulling on it. The valve will immediately return to the "closed" position.
- Screw the dust cap back on to the No-Spill® Systems drain plug (by hand).

Clamshell Packaging for Retail Sales

Improve your drain plug sales with No-Spill® Systems new retail clamshell packaging!

These packages hang neatly on a peg board for a simple and attractive display.

Packages contain either a plug only, drainer only, or a plug packaged together with the corresponding drainer.

Here`s How to Order plugs in Clamshells:

For plugs only in clamshells add `P` after your part number.

(ie:10-18150-06 + Clamshell
= Part #10-18150-06P)

For plugs packaged with a Straight Drainer in a clamshell add **'P02'** after your part number.

(ie: 10-18150-06 + Straight Drainer + Clamshell
= Part #10-18150-06P02)

For plugs packaged with an 90 Degree Drainer in a clamshell add **'P04'** after your part number.

(ie: 10-18150-06 + Angle Drainer + Clamshell
= Part #10-18150-06P04)

For a drainer only in a clamshell just add the letter `P` after the drainer part number.

(ie: Drainer 1002 + Clamshell = 1002P)

**For assistance ordering No-Spill® Drain Plugs in retail packaging please call any of our sales staff at 1-888-466-7745.



Advantages of using No-Spill® Systems:

- Eliminate costly spills that take time, money, and resources to clean.
- Increase your engine life by draining hot oil.*
- Reduce potential injuries and burns (our plugs are made from solid brass and do not conduct heat like other metals).
- Eliminate stripped oil pans.**
- Save time and money.

Did you know?

*Benefits of draining hot engine oil

No-Spill® Systems drain plugs are made of solid brass bar stock, meaning you can drain your oil as hot as possible without burning your hands on the drain plug. By draining your oil as hot as possible you remove more sludge and debris from the engine, making your oil change more effective and prolonging the life of your engine. It's one more feature that makes No-Spill® Systems better than the rest!

Oh, and did we mention that draining hot oil makes for a quicker oil change? That's **right! Now you're saving time AND getting a better oil change. We thought you'd like that.**

**The cost of a stripped oil pan

Replacing a stripped oil pan can cost as little as \$200 for a small pan and as much as \$2500, depending on the size of your engine. Add this to the cost of labor hours to **re-install the pan plus the time spent cleaning up the mess and you're in for a heck of a bill.**

No-Spill® Systems drain plugs never need to be removed from the pan and can save you time and money!

The Global Leader in Fluid Draining

No-Spill® Systems are at work
wherever fluids are drained



Specializing in high quality products and custom solutions for all
fluid draining. For consultation or advice on ordering:

Toll Free 1-888-4NO-SPILL (888)466-7745

Fax: 1-888-876-7982

Email: info@nospillsystems.com

Website: www.nospillsystems.com